


Course Update May 2018



Irrigation

Hand Watering Commences

- Despite all the rainfall our greens are already showing signs of stress
- We have already deployed staff to hand water greens as the recent good weather has had a significant effect on high spots on greens




Our Irrigation System – Did You Know?

- A course of our size requires us to dispense **18,000** gallons of water per day on the course.
- Our system only allows us to dispense **5,000** gallons per day
- There is no irrigation system operating on the fairways as the system is decommissioned



Course Update May 2018




New Machinery

- We recently ordered a new Fairway Mower and Utility Vehicle.
- The delivery of this much needed machinery which is essential to our course management programme represents a €54,000 investment in our course.
- We expect delivery of both machines within the next 2 weeks
- A new Fairway Mower will allow us to cut all fairways in one day which we believe will lead to a more consistent playing surface and improved playing experience for Members.



Course Update May 2018



Divot Repair & Filling

- There are a significant number of divots being left unrepaired and unfilled on our fairways and in the rough.
- These pictures were taken on the 1st hole, 4th hole and 17th tee box
- This is our club and it behoves each and everyone of us to ensure that we replace and repair our divots on both fairways and in the rough.
- No one likes to hit a drive down the middle of the fairway only to discover that their ball has come to rest in a divot left by a golfer with an earlier tee time. Whether by replacing the sod or filling with sand, repairing your divot will ensure the same playing conditions for you and your fellow members in the future.
- In order to promote good practice, we are bringing in a **“no bag/no play policy.”** . This policy will be enforced by our Caddymasters and by Course staff. We would ask that you bring a sand bag with you each time you play.

1st Fairway




4th Fairway



17th Tee Box

Course Update May 2018



Repairing Divots On Tee Boxes

- There has been some discussion on whether a divot on a tee box should be repaired
- There is no "rule" but there is a school of thought that loose divots can provide for an unstable stance so should just be filled
- Our advice to members is that common sense should prevail.
- If a large divot is taken, we would ask that you replace the divot and cover with sand/seed mix.
- For shallow divots, we would ask that you make good the divot with sand/seed mix.
- We will be putting boxes of sand/seed mix on our Par 3's shortly and we would ask that you use them.



Greens Sanding Programme

- Our greens have seen significant improvement over the past number of weeks.
- Much of this improvement is down to our sanding and cutting programme which we will continue with as weather and golfing conditions allow.
- We will be reducing the volume of sand that we apply but will be increasing the frequency – less sand but more applications!
- We believe that this approach will not impact the playing experience for members.
- In an effort to monitor the impact of our application programme we will be regularly measuring the trueness of roll, firmness and green speed

